



CIM1545 ON B110

Features

- Space-saving 681 mm (26.8") tall design.
- Produces up to 728 kg (1,605 lbs) of ice per day.
- *Harvest Assist* provides consistent ice production for the life of the ice maker while reducing energy consumption and increasing capacity.
- *Pure Ice*® exclusively by Ice-O-Matic. Built-in antimicrobial protection for the life of the ice maker inhibits bacteria growth on ice maker surfaces. Ice-O-Matic's optional water filtration system provides protection against unpleasant tastes, odors and scale formation.
- Durable, electroless nickel plating on all evaporator plates ensures reliability.
- Constructed from corrosion-resistant aluminum and fingerprint-proof plastic.

Options & Accessories

WATER FILTERS		
Ice Machine Model	Manifold	
	System	Replacement
CIM1545	IFQ2-XL	IOMQXL (2)

Ice Maker Warranty

Every Ice-O-Matic ice maker is backed by a warranty that provides both parts and labor coverage.

- Three years **Parts** and **Labor**.
- Five years **Parts** coverage on the evaporator and compressor.

Ice Form



CUBE

FULL CUBE DIMENSIONS	
W x D x H (mm)	22 x 22 x 22
W x D x H (in.)	7/8 x 7/8 x 7/8
HALF CUBE DIMENSIONS	
W x D x H (mm)	10 x 22 x 22
W x D x H (in.)	3/8 x 7/8 x 7/8

Bin Chart *Kits for Combining Wider Bins with Smaller Models*

ICE STORAGE BINS										
Model No.	B25	B40	B42	B55	B700	B1000	B110	B1300	B1325	B1600
Capacity	110 kg (242 lbs)	156 kg (344 lbs)	160 kg (351 lbs)	232 kg (510 lbs)	308 kg (680 lbs)	454 kg (1,000 lbs)	388 kg (854 lbs)	599 kg (1,320 lbs)	601 kg (1,325 lbs)	753 kg (1,660 lbs)
Width	762 mm (30 in)	762 mm (30 in)	559 mm (22 in)	762 mm (30 in)	762 mm (30 in)	1,219 mm (48 in)	1,219 mm (48 in)	1,219 mm (48 in)	1,524 mm (60 in)	1,524 mm (60 in)
Kits	N/A						Kit Not Required	Kit Not Required		
CIM1545	N/A						Kit Not Required	Kit Not Required		

See Ice-O-Matic Price List for Adapter Kits to combine ice makers with most available ice/beverage dispensers.



Nature's antimicrobial



ELEVATION SERIES CUBE ICE MAKER CIM1545

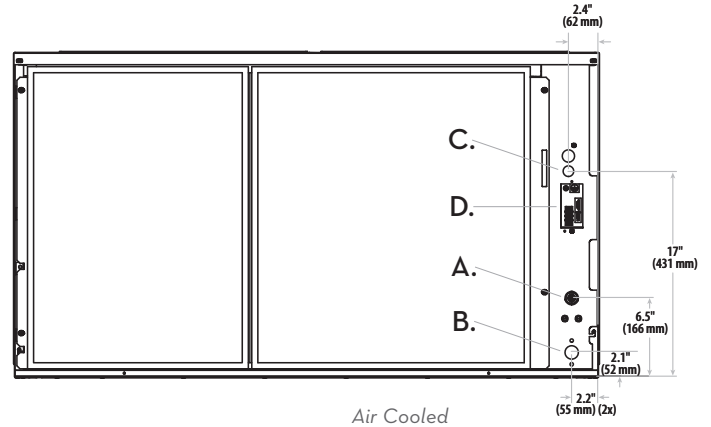
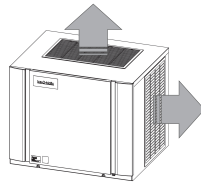
CIM1545 CUBE ICE MAKER

Air Cooled

Please note: air-cooled units require 152 mm (6") clearance for air intake and exhaust.

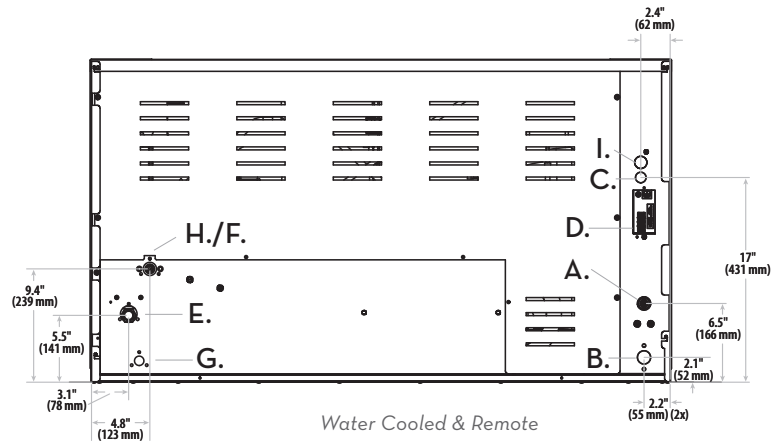
- A. Ice maker potable water in, 10 mm (.39 in) FPT.
- B. Ice maker water out, 20 mm (.79 in) FPT.
- C. Hole for electrical connections, 22 mm (.87 in).
- D. Electrical junction box.

Dual Exhaust for Installation Flexibility



Water Cooled/Remote

- A. Ice maker potable water in, 10 mm (.39 in) FPT.
- B. Ice maker water out, 20 mm (.79 in) FPT.
- C. Hole for electrical connections, 22 mm (.87 in).
- D. Electrical junction box.
- E. Condenser water in, 10 mm (.39 in) FPT (water only).
- F. Condenser water out, 13 mm (.51 in) FPT (water only).
- G. Liquid line, 10 mm (.39 in) male quick connect coupling for precharged line set (remote only).
- H. Discharge line, 13 mm (.51 in) male quick connect coupling for precharged line set (remote only).
- I. Hole for remote electrical connections, 22 mm (.87 in) (remote only).



Operating Requirements

	MINIMUM	MAXIMUM
	50Hz	
Ambient Temp. Range Air	10°C (50°F)	43°C (110°F)
Water Temp.	4.4°C (40°F)	
Water Pressure	20 PSIG (1.4 BAR)	80 PSIG (4.1 BAR)

Dimensions

ALL MODELS	
W x D x H (mm)	1,226 x 616 x 660
W x D x H (in.)	48.25 x 24.25 x 26

Specifications

Model Number	Cond. Unit	Ice Production* per 24hrs				Water Usage gallons per 45 kg of Ice 32°C air/21°C water		kWh Used per 45 kg of Ice @ 32°C air/21°C water	Voltage Characteristics	Min. Circuit Ampacity	Min/Max Circuit Breaker	Approx. BTUs per hour
		21°C air/10°C water kg (lbs)	32°C air/21°C water kg (lbs)	10°C air/10°C water kg (lbs)	21°C air/15°C water kg (lbs)	Potable	Condenser					
CIM1545A	Air	708 (1,560)	549 (1,210)	708 (1,560)	673 (1,483)	14.4	N/A	4.4	220-240/50/1	18.8	25/30	20,300
CIM1545R	Remote**	725 (1,598)	613 (1,351)	725 (1,598)	689 (1,518)	14.8	N/A	4.41		19.4	25/30	
CIM1545W	Water	728 (1,605)	616 (1,357)	728 (1,605)	692 (1,526)	14.8	115	3.06		17.9	20/30	

* Daily ice production based on half cube configuration.

** Remote model CIM1545R requires the RCA-3061 remote condenser with optional grill guard kit.

Notes:

Number of Wires: 3 (including ground)
 Approx. Shipping Weight kg (lbs): CIM1545A 141 (310) • CIM1545R 127 (280) • CIM1545W 136 (300)
 Refrigerant Type: R404A