



ICEO406 ON B55

Features

- Space-saving 20" (508 mm) tall design.
- Produces up to 529 lbs (240 kg) of ice per day.
- *Harvest Assist* provides consistent ice production for the life of the ice maker while reducing energy consumption and increasing capacity.
- *Pure Ice®* exclusively by Ice-O-Matic. Built-in antimicrobial protection for the life of the ice maker inhibits bacteria growth on ice maker surfaces. Ice-O-Matic's optional water filtration system provides protection against unpleasant tastes, odors and scale formation.
- Durable, electroless nickel plating on all evaporator plates ensures reliability.
- *Longest warranty in the industry.* Purchase an Ice-O-Matic water filter with your cube ice maker, replace the filter every six months, and the evaporator warranty is extended to 7 years parts and labor (available in the U.S. and Canada only).
- Constructed from corrosion-resistant stainless steel and fingerprint-proof plastic.
- Free Optional top air discharge available for maximum ice production in a small space.

Options & Accessories

WATER FILTERS			
Ice Machine Model	Manifold		Inline
	System	Replacement	System
ICEO400	IFQ1	IOMQ (1)	IFI4C / IFI8C
ICEO405			
ICEO406			

Ice Maker Warranty

Every Ice-O-Matic ice maker is backed by a warranty that provides both parts and labor coverage.

- Three years **Parts** and **Labor**.
- Five years **Parts** coverage on the evaporator and compressor.
- Seven years **Parts** and **Labor** on the evaporator when you purchase an Ice-O-Matic water filter with your cube ice maker and replace the filter every six months (available in the U.S. and Canada only).

Ice Form



CUBE

FULL CUBE DIMENSIONS	
W x D x H (in.)	7/8 x 7/8 x 7/8
W x D x H (mm)	22 x 22 x 22
HALF CUBE DIMENSIONS	
W x D x H (in.)	3/8 x 7/8 x 7/8
W x D x H (mm)	10 x 22 x 22

Bin Chart Kits for Combining Wider Bins with Smaller Models

ICE STORAGE BINS											
Kits	Model No.	B25	B40	B42	B55	B70	B90	B100	B120	B150	B170
	Capacity Width	242 lbs (110 kg) 30 in (762 mm)	344 lbs (156 kg) 30 in (762 mm)	351 lbs (160 kg) 22 in (559 mm)	510 lbs (232 kg) 30 in (762 mm)	741 lbs (337 kg) 30 in (762 mm)	1023 lbs (465 kg) 30 in (762 mm)	854 lbs (388 kg) 48 in (1219 mm)	1142 lbs (519 kg) 48 in (1219 mm)	1447 lbs (658 kg) 60 in (1524 mm)	1807 lbs (821 kg) 60 in (1524 mm)
ICEO400											
ICEO405		Kit Not Required		n/a	Kit Not Required			KBT 5	Filler Kit Required		
ICEO406		Kit Not Required		n/a	Kit Not Required			KBT 5	Filler Kit Required		

*See Ice-O-Matic Price List for Adapter Kits to combine ice makers with most available ice/beverage dispensers.

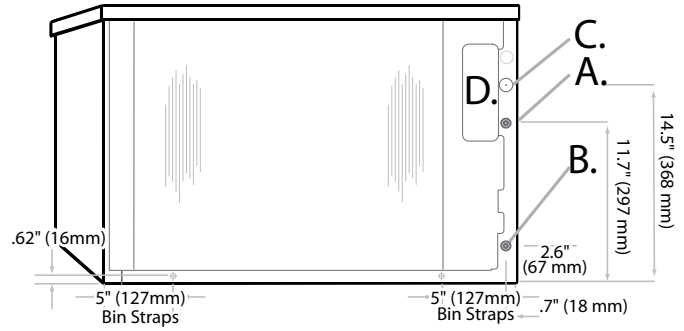
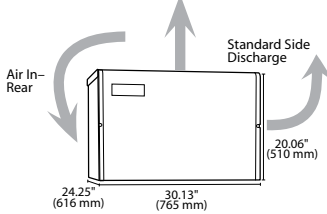


Air Cooled

Please note: air-cooled units require 6" (152 mm) clearance for air intake and exhaust.

- A. Ice maker potable water in, 3/8" FPT.
- B. Ice maker water out, 3/4" FPT.
- C. Hole for electrical connections, 7/8".
- D. Electrical connection junction box.

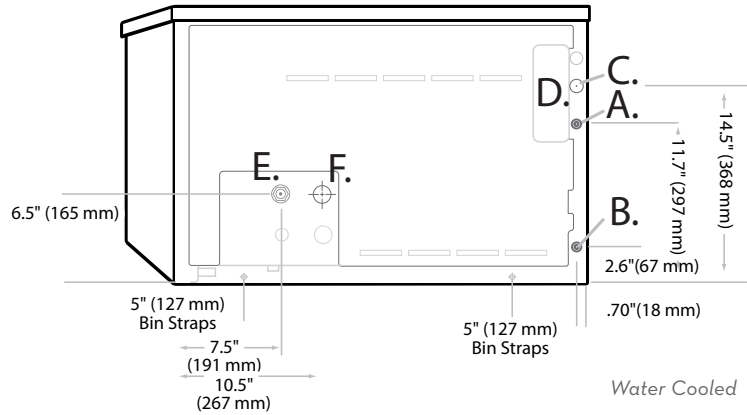
Optional Top Discharge- No Side Clearance Required



Air Cooled

Water Cooled

- A. Ice maker potable water in, 3/8" FPT.
- B. Ice maker water out, 3/4" FPT.
- C. Hole for electrical connections, 7/8".
- D. Electrical connection junction box.
- E. Condenser water in, 3/8" FPT.
- F. Condenser water out, 1/2" FPT.



Water Cooled

ICEO400/O405/O406 CUBE ICE MAKER

Operating Requirements

	MINIMUM	MAXIMUM	
		60 Hz	50Hz
Ambient Temp. Range Air	50°F (10°C)	100°F (38°C)	110°F (43°C)
Water Temp.	40°F (4.4°C)		
Water Pressure	20 PSIG (1.4 BAR)	60 PSIG (4.1 BAR)	

Dimensions

ALL MODELS	
W x D x H (in.)	30.13 x 24.25 x 20.06
W x D x H (mm)	765 x 616 x 510

Specifications

Model Number	Cond. Unit	Ice Production per 24hrs		Water Usage gallons per 100 lbs of Ice 90°F air/70°F water		kWH Used per 100 lbs of ice @ 90°F air/70°F water	Voltage Characteristics	Min. Circuit Ampacity	Fuse Size	Approx. BTUs per hour
		70°F air/ 50°F water lbs (kg)	90°F air/ 70°F water lbs (kg)	Potable	Condenser					
ICEO400A ★	Air	505 (230)	368 (167)	24.4	-	6.1	115/60/1	17.1	20	7,835
ICEO400W	Water	496 (225)	407 (185)	28.8	148	4.6		12.9	15	7,563
ICEO400T ★	Air	499 (227)	357 (162)	25.0	-	6.3	208-230/60/1	17.1	20	7,757
ICEO406A		529 (240)	358 (162)	24.0	-	6.0		8.0	15	7,523
ICEO406W	Water	523 (238)	439 (200)	28.9	132	4.2		6.4	15	7,770
ICEO405A	Air	498 (226)	366 (166)	22.7	-	6.0		230/50/1	8.2	16
ICEO405W	Water	525 (239)	440 (200)	26.5	166	4.7	6.2		16	8,213

Notes:
 Number of Wires: 3 (including ground)
 Approx. Shipping Weight lbs (kg): ICEO400A 165 (75) • ICEO400W 165 (75) • ICEO400T 165 (75) • ICEO406A 165 (75) • ICEO406W 165 (75) • ICEO405A 165 (75) • ICEO405W 165 (75)
 Refrigerant Type: R404A

★ENERGY STAR qualified machine. Please see our website www.iceomatic.com for the latest list of ENERGY STAR qualified machines and available rebates