



## Features

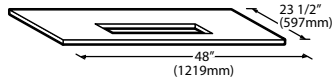
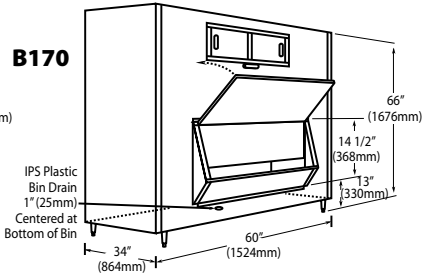
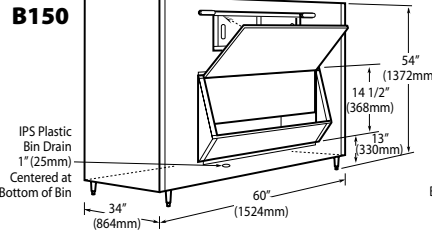
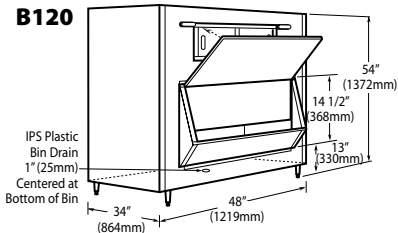
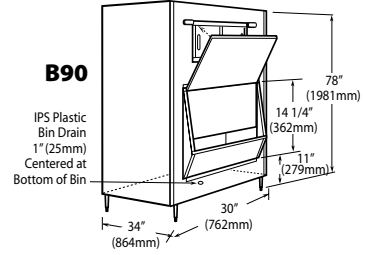
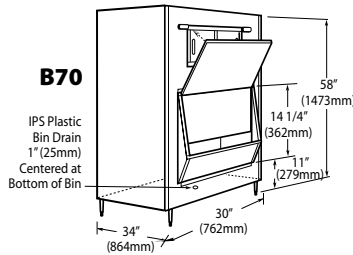
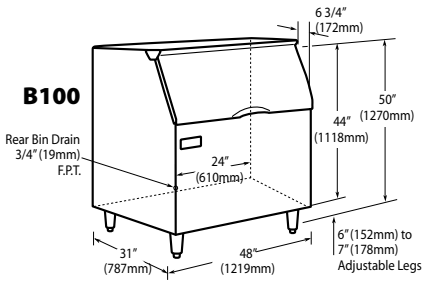
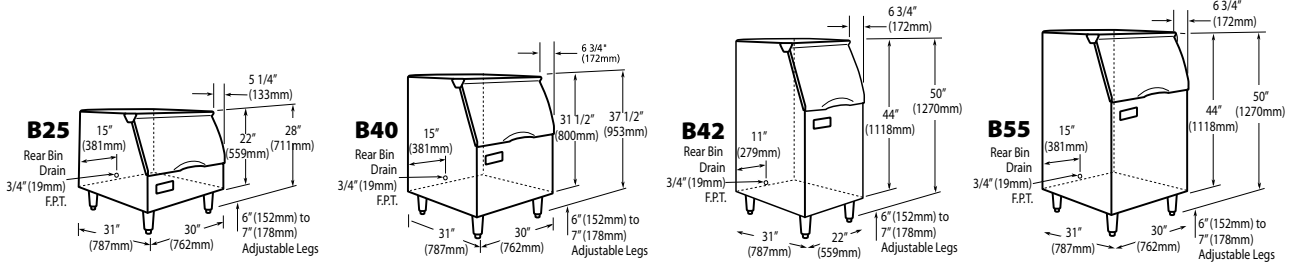
- Application storage capacity from 242 lbs (110 kg) to 1807 lbs (821 kg).
- Ultra-low profile – 28" (711 mm) to 66" (1676 mm) tall.
- Multiple bin tops provide an easy solution for mounting ice makers on different sized bins.
- Each polyethylene bin liner is insulated with foam for maximum ice preservation – 1.5" to 3" (38 mm to 76 mm) of insulation.
- Perfect-fit seal for improved ice preservation.
- Rugged, fingerprint-proof door.
- Built-in ice scoop holders on featured models.
- Sturdy leg design – 6" (152 mm) adjustable NSF approved legs – standard.
- Stainless exterior.
- Corrosion-proof bin liner.

## Ordering and Specification Information – Required Bin Top

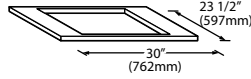
Bin Model No.	App. Storage Rating	ARI Bin Storage lbs (kgs)	Bin Weight lbs (kgs)	ICE Series™ Cube Ice Makers			Pearl Ice Makers	Flake Ice Makers	
				22" (559 mm) wide	30" (762 mm) wide	48" (1219 mm) wide	21" (533 mm) wide	21" (533 mm) wide	42" (1067 mm) wide
B25PP	242 (110)	190 (86)	74 (34)	KBT19	Not Required	n/a	KBT19	KBT19	n/a
B40PS	344 (156)	270 (123)	120 (54)	KBT19	Not Required	n/a	KBT19	KBT19	n/a
B42PS	351 (160)	275 (125)	128 (58)	Not Required	N/A	n/a	KBT24	KBT24	n/a
B55PS	510 (232)	400 (182)	148 (67)	KBT19	Not Required	n/a	KBT19	KBT19	n/a
B70SP	741 (336)	581 (264)	240 (109)	Included	Included	n/a	Included	Included	n/a
B90SP	1023 (464)	802 (364)	285 (129)	Included	Included	n/a	Included	Included	n/a
B100 PS	854 (388)	670 (304)	191 (87)	Not Available	KBT5	Not Required	KBT23	KBT23	KBT26
B12OSP/SS	1142 (519)	896 (407)	304 (138)	Included	Included	Included	Included	Included	Included
B15OSP/SS	1447 (658)	1135 (515)	338 (153)	Included	Included	Included	Included	Included	Included
B17OSP/SS	1807 (821)	1417 (643)	390 (177)	Included	Included	Included	Included	Included	Included

• • Bin Top is included for each cube ice maker – must specify ice maker application when ordering bin.  
 Bin Height includes 6" (423 mm) legs. All bins have polyethylene liners.

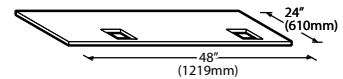
Dimensions



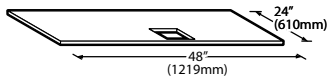
**KBT5**  
Bin Top for 48" (1219mm) bins with (1) 30" (762mm) wide ICE Series Cube Ice Maker



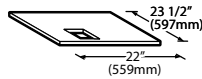
**KBT19**  
Bin Top for 30" (762mm) bins with 22" (559mm) ICE Series Cube Ice Makers



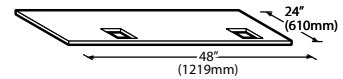
**KBT22**  
Bin Top for 48" (1219mm) bins with (2) 21" (533mm) wide GEM Series Ice Makers



**KBT23**  
Bin Top for 48" (1219mm) bins with (1) 21" (533mm) wide GEM Series Ice Maker



**KBT24**  
Bin Top for 22" (559mm) bins with (1) 21" (533mm) wide GEM Series Ice Maker



**KBT26**  
Bin Top for 48" (1219mm) bins with (1) 42" (1067mm) wide MFI2406 Ice Maker

NOTES:

Approx. Shipping Weight lbs (kg): B100 191 (87 kg) • B120 304 (138 kg) • B130 334 (152 kg) • B150 338 (153 kg) • B170 390 (177 kg) • B25 95 (43 kg) • B40 135 (61 kg) • B42 135 (61 kg) • B55 170 (77 kg) • B70 240 (109 kg) • B90 285 (129 kg)